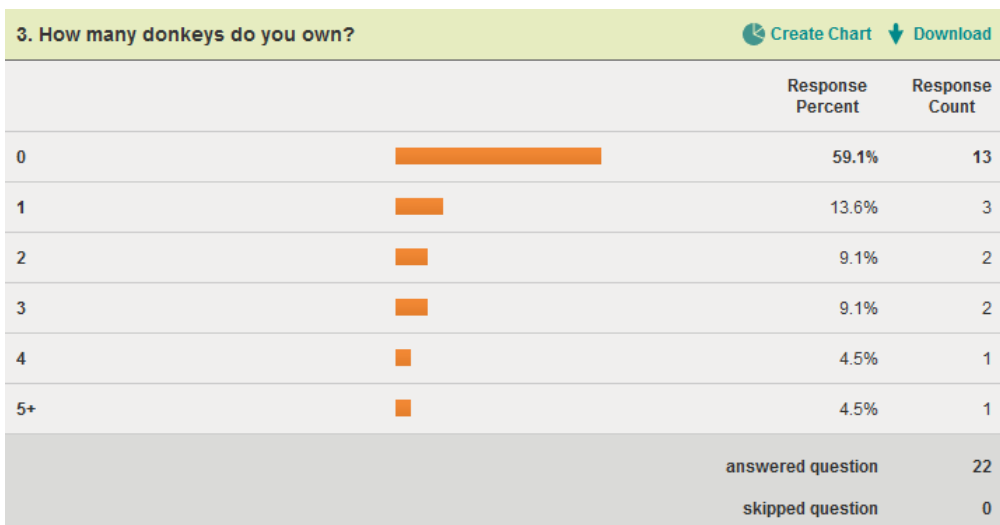
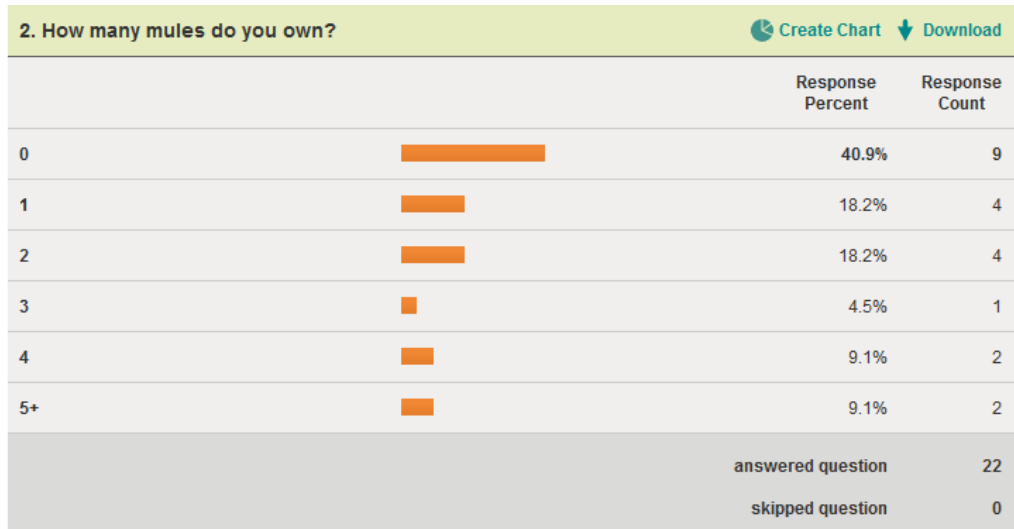
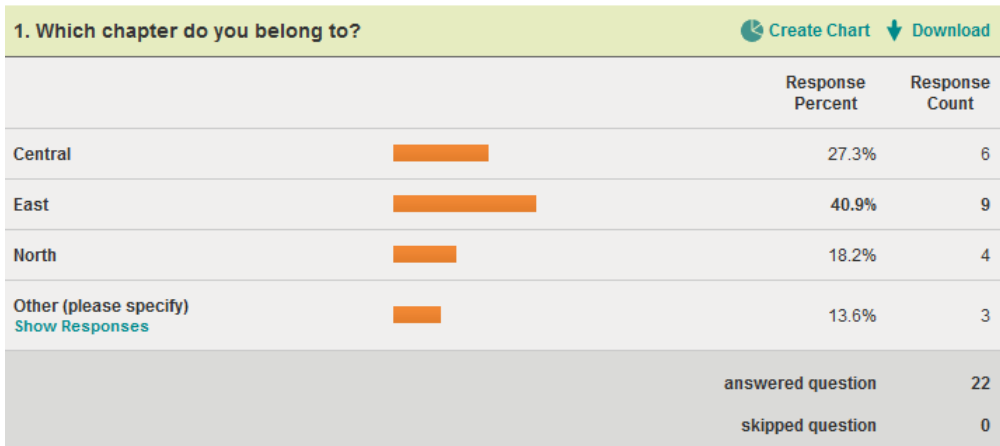


2012 RGMDA Member Survey



2012 RGMDA Member Survey

4. How many of each type of donkey do you own?

[Create Chart](#) [Download](#)

	Response Average	Response Total	Response Count
Mammoth Show Responses	1.67	5	3
Standard Show Responses	1.50	9	6
Mini Show Responses	3.00	9	3
	answered question		9
	skipped question		13

5. What activity do you participate with your mule(s)? Select all that apply.

[Create Chart](#) [Download](#)

	Response Percent	Response Count
Ride	70.6%	12
Show	47.1%	8
Trail ride	82.4%	14
Driving	23.5%	4
Pack	35.3%	6
Parades	29.4%	5
Public Relations/Events (Los Golondrinas, Horse Council Booth)	23.5%	4
Pasture Ornament	5.9%	1
Companion Animal	5.9%	1
Other (please specify) Hide Responses	17.6%	3

[Responses \(3\)](#)
[Text Analysis](#)
[My Categories \(0\)](#)

GOLD FEATURE: Text Analysis allows you to view frequently used words and phrases, categorize responses and turn open-ended text into data you can really use. To use Text Analysis, upgrade to a GOLD or PLATINUM plan. [Learn More](#) [Upgrade »](#) X

Showing 3 text responses

No responses selected

Living vicariously through watching others until I can get my own mule.

1/24/2012 10:40 AM [View Responses](#)

I might want to show, but haven't yet.

1/1/2012 7:39 PM [View Responses](#)

Don't own mules :(

1/1/2012 4:09 PM [View Responses](#)

2012 RGMDA Member Survey

6. What activity do you do with your donkey(s)? Select all that apply. [Create Chart](#) [Download](#)

	Response Percent	Response Count
Ride	36.4%	4
Show	45.5%	5
Trail ride	36.4%	4
Driving	36.4%	4
Parade	27.3%	3
Public Relations/Events (Los Golondrinas, Horse Council Booth)	27.3%	3
Pasture Ornament	18.2%	2
Companion Animal	36.4%	4
Other (please specify) Hide Responses	54.5%	6

Responses (6)
Text Analysis
My Categories (0)












GOLD FEATURE: Text Analysis allows you to view frequently used words and phrases, categorize responses and turn open-ended text into data you can really use. To use Text Analysis, **upgrade to a GOLD or PLATINUM plan.**
[Learn More](#) [Upgrade »](#) X

Showing 6 text responses No responses selected

- Same as #5 above.**
1/24/2012 10:40 AM [View Responses](#)
- Breeding**
1/17/2012 8:33 AM [View Responses](#)
- Just coming of training age. Would like to train to drive and pack.**
1/10/2012 10:53 PM [View Responses](#)
- pack**
1/2/2012 7:59 AM [View Responses](#)
- pack**
1/1/2012 9:58 PM [View Responses](#)
- Nothing, yet. Would like to learn to ride and drive them.**
1/1/2012 4:09 PM [View Responses](#)

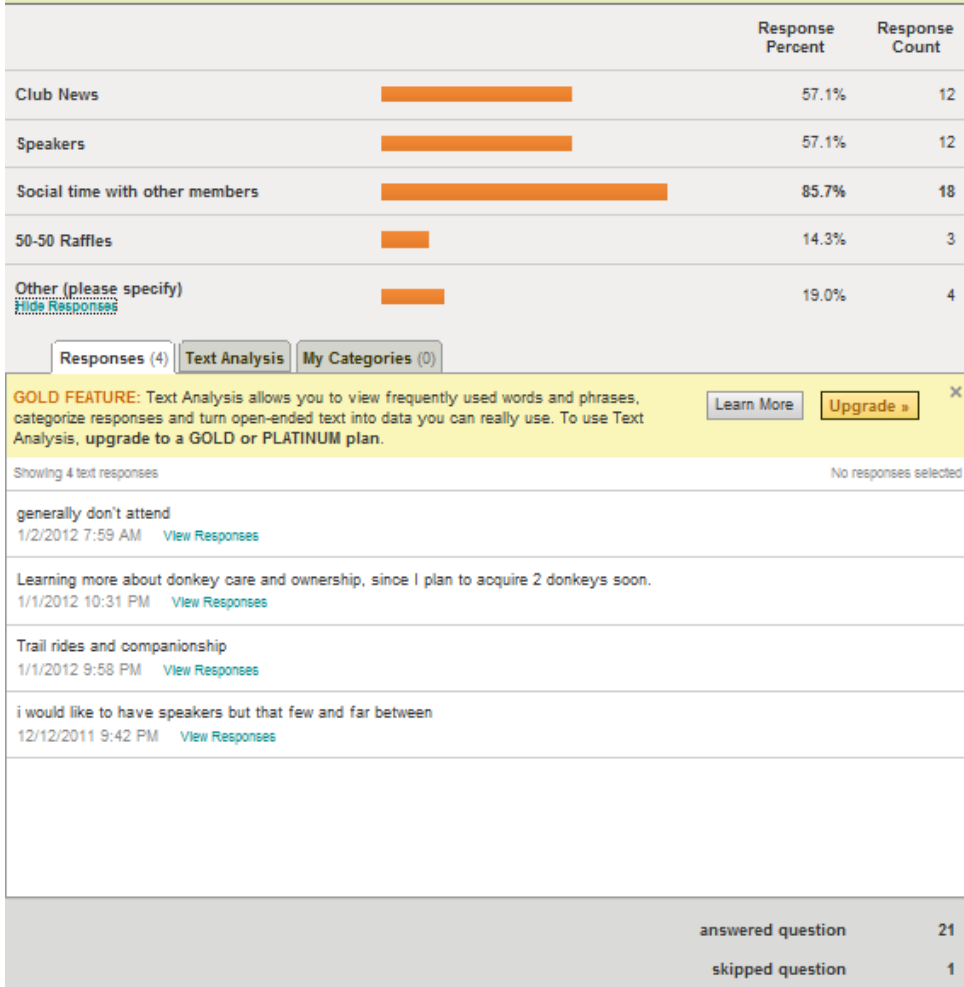
2012 RGMDA Member Survey

7. What would you like to learn to do with your mule/donkey by presentations, clinics or support from club members? Select all that apply. [Create Chart](#) [Download](#)


		Response Percent	Response Count
Riding		57.9%	11
Showing		38.8%	7
Driving		57.9%	11
Trailriding		52.6%	10
Packing		47.4%	9
Trailerling		21.1%	4
In-hand activities		42.1%	8
Parades		10.5%	2
Coon Jumping		28.3%	5
History		28.3%	5
Breeding		10.5%	2
Other (please specify)		0.0%	0
		answered question	19
		skipped question	3

2012 RGMDA Member Survey

8. What do you enjoy the most at your chapter meetings? Select all that apply. [Create Chart](#) [Download](#)



9. How many state wide meetings would you attend a year? [Create Chart](#) [Download](#)



2012 RGMDA Member Survey

10. How many hours a month would you be willing to volunteer to assist with club events or activities? [Create Chart](#) [Download](#)

		Response Percent	Response Count
None, thank you.		5.0%	1
1 hour a month		15.0%	3
2 hours a month		35.0%	7
3-5 hours a month		20.0%	4
I'm a die hard volunteer and would do anything for the club!		25.0%	5
		answered question	20
		skipped question	2